



PARASOL S-70

COMMANDE

DEVIS

CLIENT

REFERENCE

DATE

DATE DE LIVRAISON



DIMENSIONS



3000 <input type="checkbox"/>	2000 x 2000 <input type="checkbox"/>	2000 x 2500 <input type="checkbox"/>	2500 x 4500 <input type="checkbox"/>
3500 <input type="checkbox"/>	2500 x 2500 <input type="checkbox"/>	2000 x 3000 <input type="checkbox"/>	3000 x 3500 <input type="checkbox"/>
4000 <input type="checkbox"/>	3000 x 3000 <input type="checkbox"/>	2000 x 3500 <input type="checkbox"/>	3000 x 4000 <input type="checkbox"/>
4500 <input type="checkbox"/>	3500 x 3500 <input type="checkbox"/>	2000 x 4000 <input type="checkbox"/>	3000 x 4500 <input type="checkbox"/>
	4000 x 4000 <input type="checkbox"/>	2500 x 3000 <input type="checkbox"/>	3500 x 4000 <input type="checkbox"/>
	4500 x 4500 <input type="checkbox"/>	2500 x 3500 <input type="checkbox"/>	3500 x 4500 <input type="checkbox"/>
		2500 x 4000 <input type="checkbox"/>	4000 x 4500 <input type="checkbox"/>

TISSU

TISSU

LAMBREQUIN

HAUTEUR

COULEUR BIAIS

BASES

POUR FIXER

20kg

ENCASTRÉE

SURFACE

MAX 3000

75kg

MAX 4000

105kg

MAX 3000

85kg

MAX 4000

110kg

MAX 5000

185kg

MAX 5000

250kg

MAX 3000

50Kg

MAX 4000

65Kg

MAX 5000

80Kg

ACCESSOIRES

FERMETURES LATÉRALES

A B C D

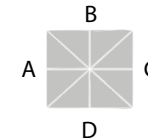
CANAL JONCTION

A B C D

HOUSSE

KIT ÉCLAIRAGE

CHAUFFAGE Uds



OBSERVATIONS



PARASOL S-75

COMMANDE

DEVIS

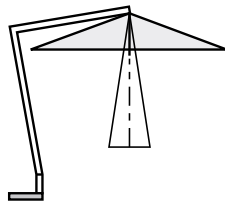
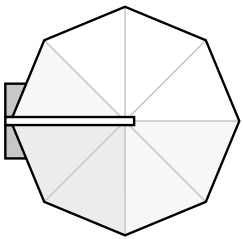
CLIENT

REFERENCE

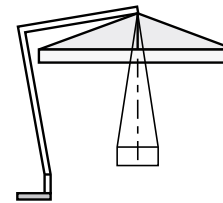
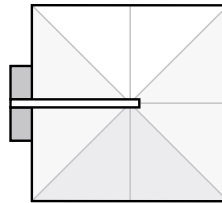
DATE

DATE DE LIVRAISON

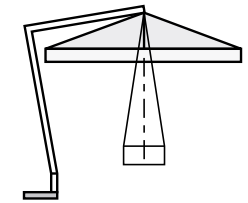
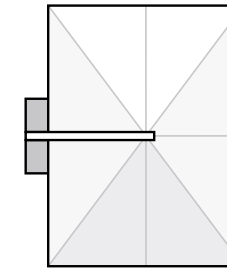
MESURES ET FORMES



ROND (3500)



CARRÉ (3000 x 3000)



RECTANGULAIRE (3000 x 4000)

TISSU



GRIS



BLANC



SILVER



ANTHRACITE



NOIRE

COULEUR STRUCTURE

BLANC

GRIS ANTHRACITE

BASES



Base Métallique

15kg

X2



Jardinière

80kg

X4



Dalle

60kg

OBSERVATIONS