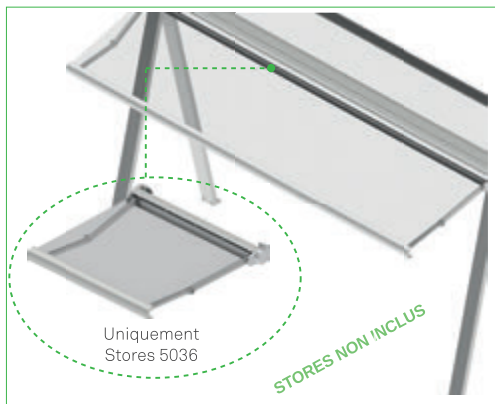







STORES NON INCLUS

Structure en aluminium



STORES NON INCLUS


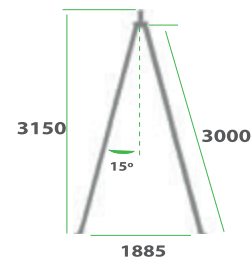

Installation de stores Coffre 5036




Différents types de base

CARACTÉRISTIQUES

DIMENSIONS	
LARGEUR MAX	HAUTEUR MAX
6000	3000




PROFIL STRUCTURE




PROFIL PIED

INSTALLATION



BASE SURFACE
(Standard)



BASE DE BETON



ROUES POUR BASE

EN OPTION



LED
(Structure)



BASE BETON



ROUES POUR BASE



AUVENT

CERTIFIE



VISSERIE



LAQUÉ

COULEURS C-1



PLUS D'INFORMATIONS
APP



www.mecanotoldo.com

6036



62