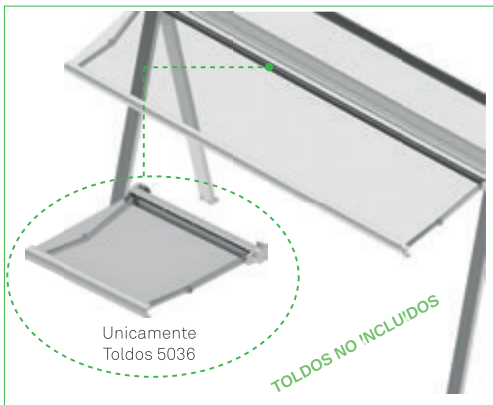







Estructura en aluminio



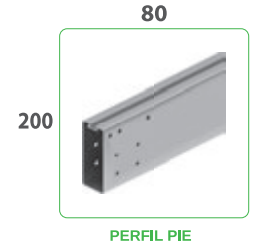

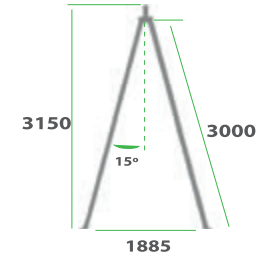

Instalación de toldos modelo 5036





Diferentes tipos de base

CARACTERÍSTICAS

MEDIDAS	
LÍNEA MÁXIMA	ALTURA MÁXIMA
6000	3000



INSTALACIÓN



OPCIONES



CERTIFICACIONES



COLORES C-1



MÁS INFORMACIÓN APP



www.mecanotoldo.com

6036 | 70